

SC9000 EZ STAGE

The SC9000 EZ Stage is a mobile, durable, compact stage that can be simply folded up and easily rolled into storage on its wheels by just one person. When folded, the portable EZ Stage can be tucked away into a minimal storage space and conveniently retrieved and set up at a moments notice — without any tools. The platform is simple to unfold from storage position and convert to stage configuration because of a series of linkages that are designed to transfer each half of the stage, from casters to steel legs, in two fluid movements. The stage platform is available in dimensions of 6' x 8' when set up, yet folds up vertically to 2 -1/2' wide.



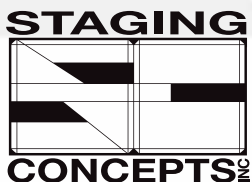
EZ Stage



EZ Stage in Half Set-Up Position



EZ Stage in Storage Position



SC9000 EZ STAGE

ADVANTAGES

Efficiency

- Operable by one person for opening, closing, and rolling
- A series of linkages are designed to transfer each half of the stage from casters to steel legs – saving setup time
- Unique folding mechanism allows the riser to be setup without the use of any tools, levers, buttons, switches, pins, or latches

Durability

- Steel framing enhances the durability of the riser, providing a rigid, quality product for years to come

Mobility

- The assembly is lifted, not pivoted, onto casters as it is closed, providing a smooth operation from storage position to stage configuration
- Outer legs automatically rotate to a vertical position as the unit is opened/lowered

Safety

- Rounded platform corners eliminate sharp exterior edges
- Linkage components are placed in locations to prevent pinching
- Automatic latching mechanism prevents platforms from unfolding during storage

Variety

- Choose from a variety of stage surface finishes and colors to meet your staging needs
- Surface options: Carpet, poly vinyl, unfinished plywood, painted plywood

TECHNICAL SPECIFICATIONS

The SC9000 EZ Stage complies with the following:

- Decking: 3/4" (19mm) Marinetech plywood
- Decking surface: Carpet, poly vinyl, unfinished plywood, painted plywood
- Frame: 1 inch x 2 inch (24mm x 51mm) 14 gauge steel tube
- Deck Perimeter: Aluminum angle
- Casters: (4) Heavy-duty 4 inch (102mm) diameter non-locking swivel casters, with load rating of 700 lbs (317.5 kg)

DIMENSIONS, WEIGHTS, AND FINISH OPTIONS

6' x 8' (1.83m x 2.44m) EZ Stage

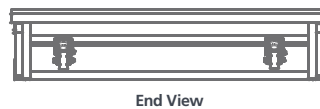
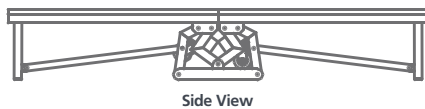
Description	Folded Dimensions	Weight (lbs/kg)
12" (305mm) Fixed Height	72"L x 22"W x 55"H (1829mm x 559mm x 1397mm)	315/142.9
16" (406mm) Fixed Height	72"L x 24"W x 57"H (1829mm x 610mm x 1448mm)	325/147.4
24" (610mm) Fixed Height	72"L x 30"W x 64"H (1829mm x 762mm x 1626mm)	352/159.7

Surface Finish Options:

1. Carpet
2. Poly vinyl
3. Unfinished plywood
4. Painted plywood

SC9000 EZ STAGE SCHEMATICS

Unfolded/Stage Configuration



Folded/Storage Configuration

